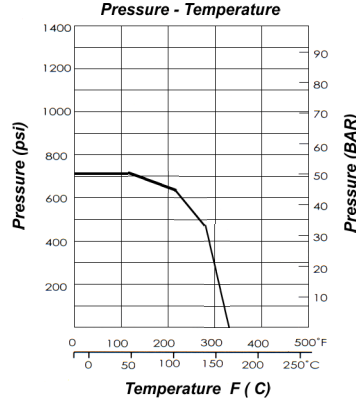



FIG. 300GA

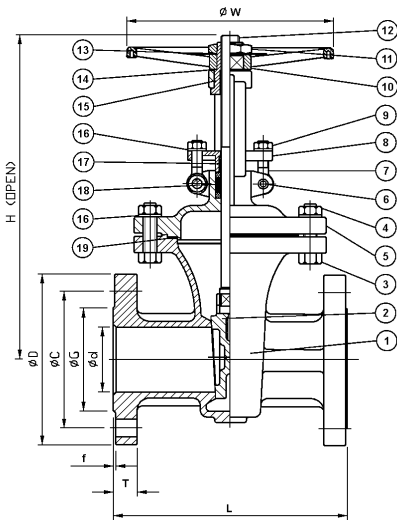
ANSI Class 300, Flanged ends, Bolted bonnet, 316 Stainless steel body & trim.

Compliance: API 603 & MSS SP-42
 Flange dimensions: ANSI B16.5
 Face-to-Face dimensions: ANSI B16.10
 Wall thickness: ANSI B16.34
 Inspection & Testing: API 598



Materials:

No.	Part Name	Specification
1	Body	ASTM A351-CF8M
2	Wedge	ASTM A351-CF8M
3	Bonnet Bolt	304SS
4	Bonnet Nut	304SS
5	Bonnet	ASTM A351-CF8M
6	Hinge Pin	304SS
7	Eye Bolt	304SS
8	Gland	ASTM A351-CF8
9	Eye Nut	304SS
10	Handwheel	Ductile Iron
11	Nut	Bronze
12	Stem	316SS
13	Name Plate	304SS
14	Spring	Bronze
15	Yoke Sleeve	Bronze
16	Spring Washers	304SS
17	Gland Packing	PTFE
18	Packing	PTFE
19	Gasket	304SS + Graphite



Shell (by water)		ANSI 300 lb
		1125 psi
		7.75 MPa
Seat	by water	825 psi
		5.68 MPa
	by air	85 psi
		0.6 MPa

Dimensions:

Size		L		H (Open)		W		øD		øC		øG		ød		T		f		Weight	
in	mm	in	mm	in	mm	in	mm	in	mm	in	mm	in	mm	in	mm	in	mm	1.6	lb	kg	
1½"	40	7.48	190	13.98	355	9.84	250	6.14	156	4.51	114.5	2.87	73	1.57	40	.81	20.7	1.6	35	15.9	
2"	50	8.50	216	15.19	384	9.84	250	6.50	165	5.0	127	3.62	92	1.97	50	.88	22.3	1.6	46	20.9	
2½"	65	9.49	241	17.87	454	9.84	250	7.48	190	5.87	149	4.13	105	2.56	65	1.0	25.4	1.6	55.9	25.4	
3"	80	11.14	283	19.69	500	9.84	250	8.27	210	6.61	168	5.0	127	3.15	80	1.13	28.6	1.6	84.7	38.5	
4"	100	12.01	305	23.98	609	11.81	300	10.0	254	7.87	200	6.18	157	3.94	100	1.25	31.8	1.6	142	64.5	
6"	150	15.87	403	31.18	792	13.78	350	12.52	318	10.63	270	8.5	216	5.91	150	1.44	36.6	1.6	253	115	
8"	200	16.50	419	39.29	998	15.75	400	15.0	381	12.99	330	10.63	270	7.87	200	1.63	41.3	1.6	376	171	
10"	250	17.99	457	49.49	1257	19.69	500	17.48	444	15.26	387.5	12.76	324	9.84	250	1.88	47.7	1.6	651	296	
12"	300	19.76	502	59.33	1507	19.69	500	20.51	521	17.76	451	15.0	381	11.81	300	2.0	50.8	1.6	891	405	